



Home Learning Pack

Maths and Phonics

EYFS



123

Roll a dice.



Find the
number that is
one more.




Children roll a dice and count the spots. Then identify the number that is one more and go on a 'number hunt' for that number. For example, number 6 on a clock.

123

Roll a dice.



2




Show one less.



Children roll a dice and count the spots. Then identify the number that is one less. Encourage children to show one less in different ways. Write it, draw it, find it and show it.

123

Roll two dice.




What is the
total?



Children roll two dice and count the spots to find the total. Encourage children to write the number sentence.

123

Put the cards in order.

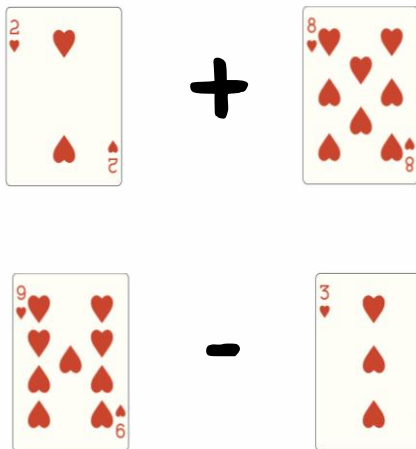


Classroom secrets EYFS

Lay out playing cards 1 to 10. Children to put the card in order from smallest to largest. Children to count the number of objects on the card, to see what comes next.

123

What is the answer?




Classroom secrets EYFS

Children to pick two cards. For addition, count the total number of objects. For subtraction, discuss taking away the *smallest* number from the *largest*.








Play number bond pairs.



Classroom secrets EYFS

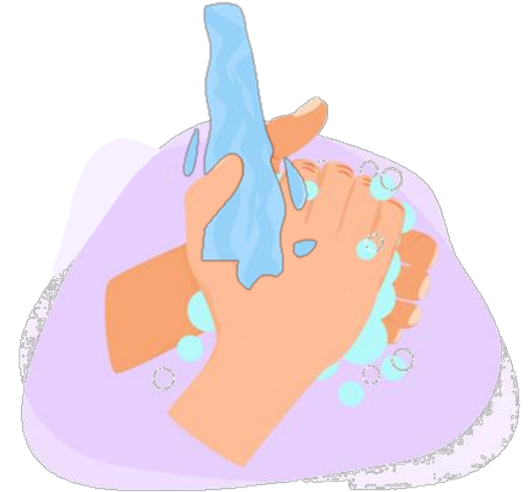
Lay out playing cards 1 to 10 (the Joker card could be used as 0). Play a number bond pairs game. After each turn, count the total of the two cards. Does it equal 10?

Maths – Number – Counting Activity

	Object	How many?
		
		
		
		

Maths – Time – Sequencing Events

Put these
images in
order.



Maths – Time – Sequencing Events

Put these
images in
order.



Classroom
secrets★



Classroom
secrets★



Classroom
secrets★

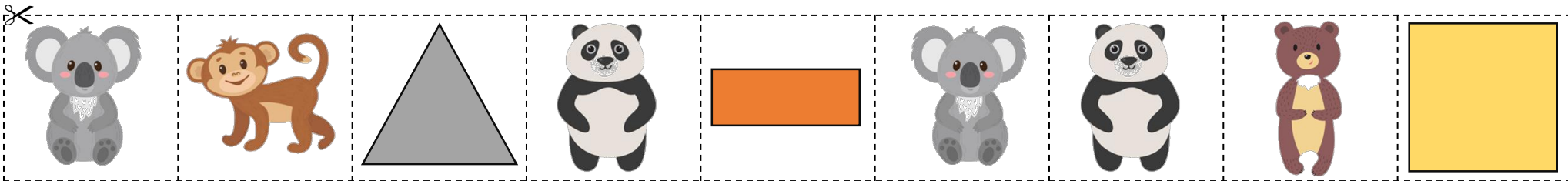






Classroom
secrets★



Classroom
secrets★

Maths – Patterns – Complete the patterns and make your own





Say the
sounds in **5**
different
objects.



Classroom
secrets
EYFS

Ask your child to find five objects. Sound them out, encouraging your child to identify all sounds in the word, e.g. c-ar in car and s-o-ck in sock.



Make a letter
sound collage.



Classroom
secrets
EYFS

Using a toy catalogue, encourage your child to cut out anything they can find with a 'b' sound. Change the sound and see what else they can find.



~~Write some of
your key
words.~~



Classroom
secrets
EYFS

~~Say a word and ask your child to
mark make it in flour. Can they read
the word back to you?~~